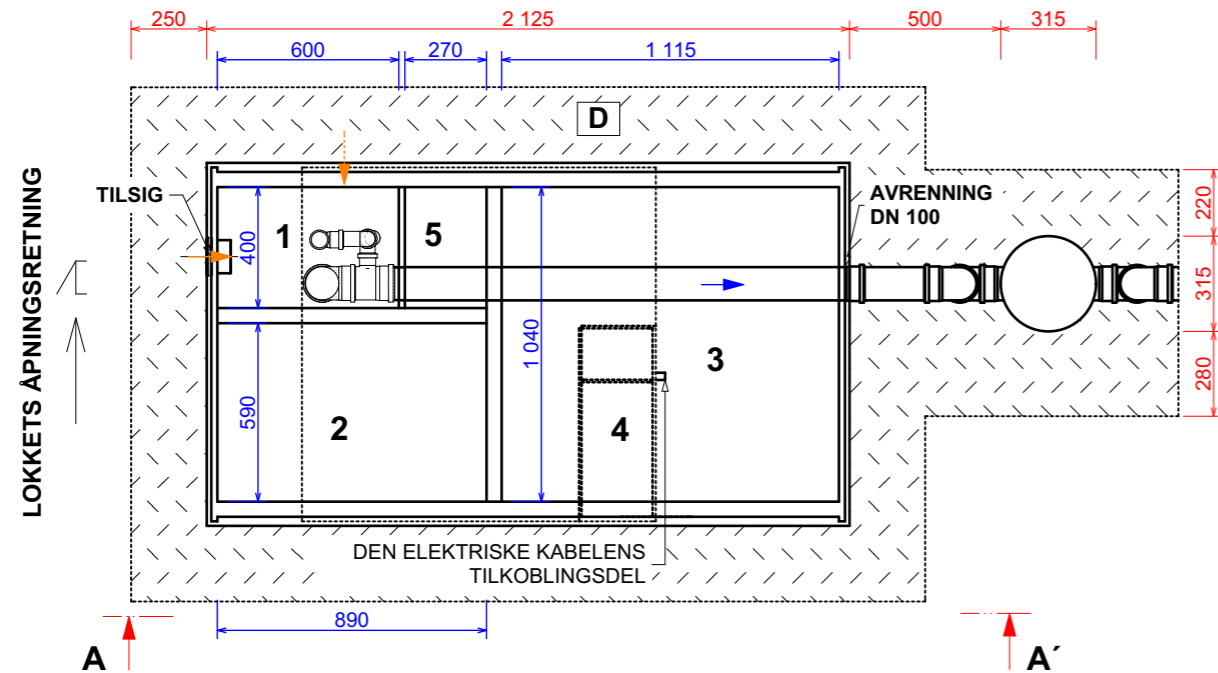
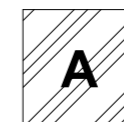


GRUNNRIS




FORKLARING:

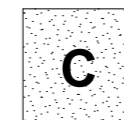
- 1** AKKUMULERING
- 2** REACTOR
- 3** SLAMOPPFANGER
- 4** BLÅSER, STYREENHET
- 5** SANDFILTER




DET OMKRINGLIGGENDE TERRENGET



UTGRAVET JORD UTEN GROVERE STEIN

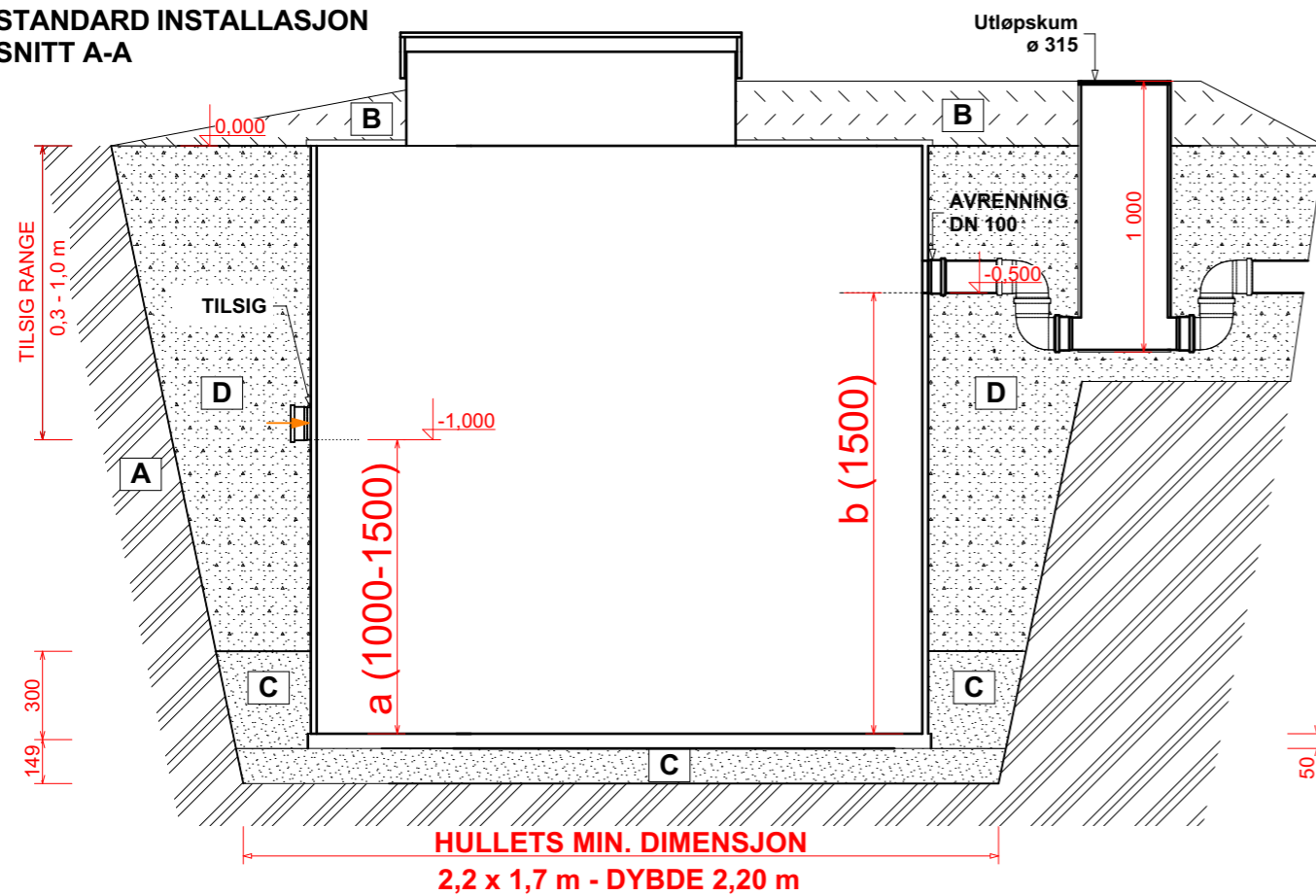


KOMPRIMERT GRUSUNDERLAG 100 %



LØS JORD (SAND, GRUS, SINGEL) MED INDRE FRIKSJONSKOE. < 0,3 STRØS I LAG PÅ CA. 0,3 m OG KOMPRIMERES TIL 100 %

**STANDARD INSTALLASJON
SNITT A-A**



PROJECTION		DRAWN	JERİCHA	WEIGHT	250 kg	SCALE	1:30
		CHECKED	VILİM	MATERIAL	Paneltim		
		APPROVED		Max. flow		TECHNICAL SHEET	
		DATE	16.08.17	BOD ₅			

TopolWater, s.r.o.
 Nad Rezkovcem 1114
 286 01 Čáslav

NAME	NUMBER
BIOLOGISK RENSEANLEGG TIL AVLØPSVANN	IS
TYPE WWTP	REVISION
TOPAS PLUS 7 N	
	PAGE 1/1